



## **SAEMTests Student Instructions**

[Log in](#)

[Access the Test](#)

[Taking the Test](#)

[Viewing the Scores](#)

[Exit the Test](#)



## SAEMTests Student Instructions

### Log in

- Go to [saem.youtestme.com/login.xhtml](http://saem.youtestme.com/login.xhtml)
- Enter the username and password emailed to you

[Forgot password?](#)

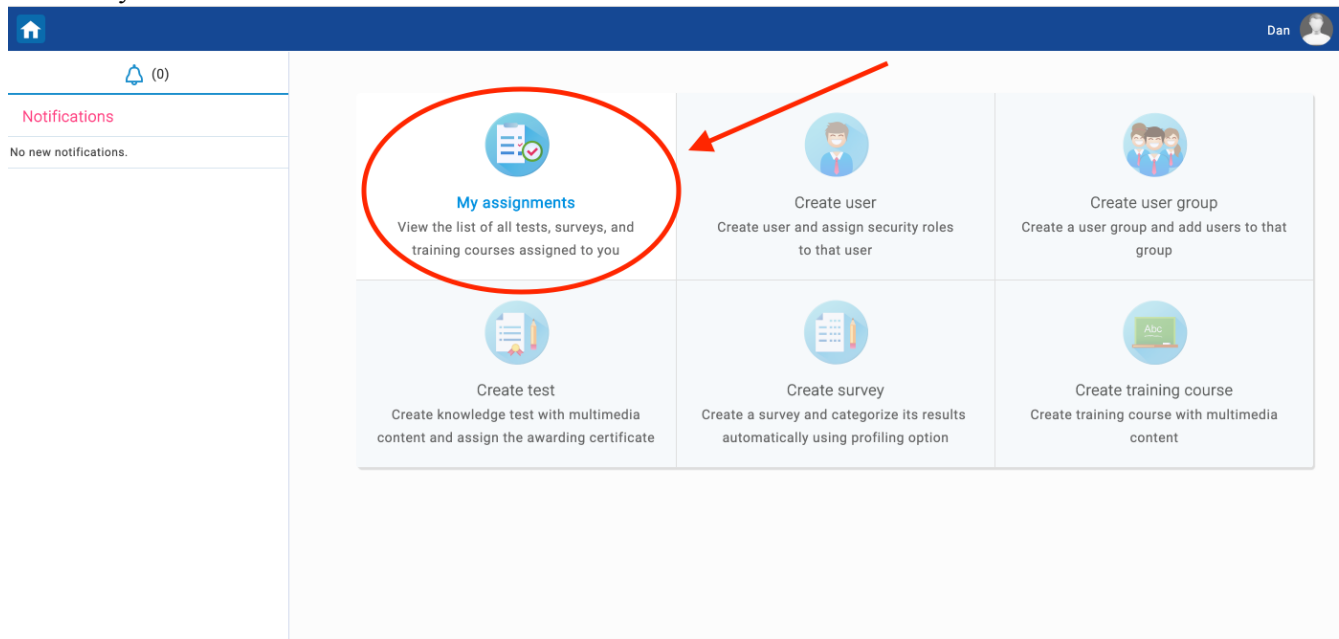
---

## SAEMTests Student Instructions

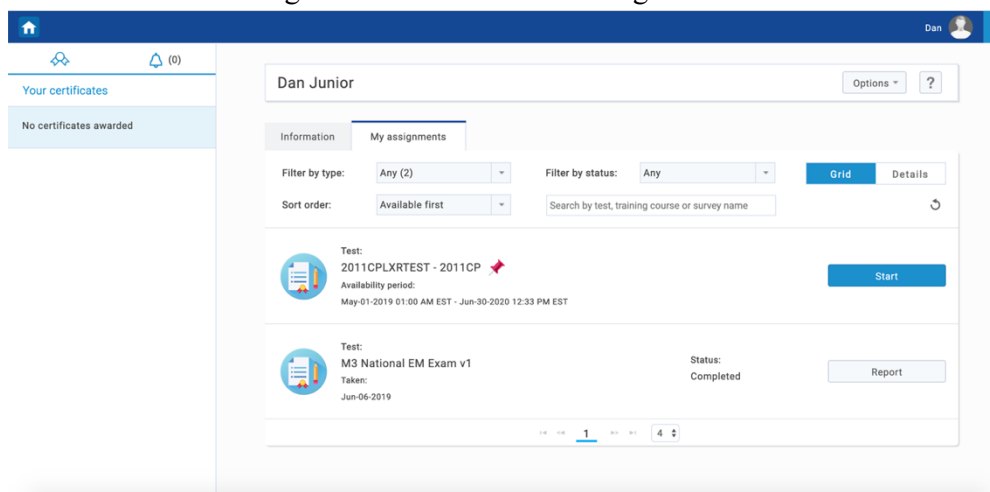
### Access the Test

Students can access the test by following the steps below:

- Click on “My assignments” on the menu bar. All available tests will display, including practice exams that you will be able to take multiple times. Your clerkship director will assign the national exams to you.




- When you are ready to take an exam, click “Start” and you will be prompted with test instructions and roles, which must be acknowledged by clicking the checkbox. Upon completion of this step, the test will appear and you may begin the exam. Please do not use the browser navigation buttons to move through the exam.





## SAEMTests Student Instructions

Instructions ×



**SAEM**  
Society for Academic Emergency Medicine  
**Welcome to SAEMTests!**  
Log in below or  
Register to create a new account.

<b>Test name:</b>	2011CPLXRTEST - 2011CP		
<b>Description:</b>	Test Version of Dan and Priscah		
<b>Duration type:</b>	Unlimited	<b>Duration:</b>	Unlimited
<b>Show report:</b>	Immediately after finishing	<b>Report contents:</b>	Score only
<b>Enabled from:</b>	May-01-2019 12:00 AM EST	<b>Enabled to:</b>	Jun-30-2020 11:33 AM EST

**Instructions:** Welcome to the Practice Exam of SAEM 2019. This exam is only allowed to be taken once, and once submitted, the results are posted for your instructor to review. If you have any technical difficulties, please contact [saemtests@saem.org](mailto:saemtests@saem.org) or contact your Clerkship Director.

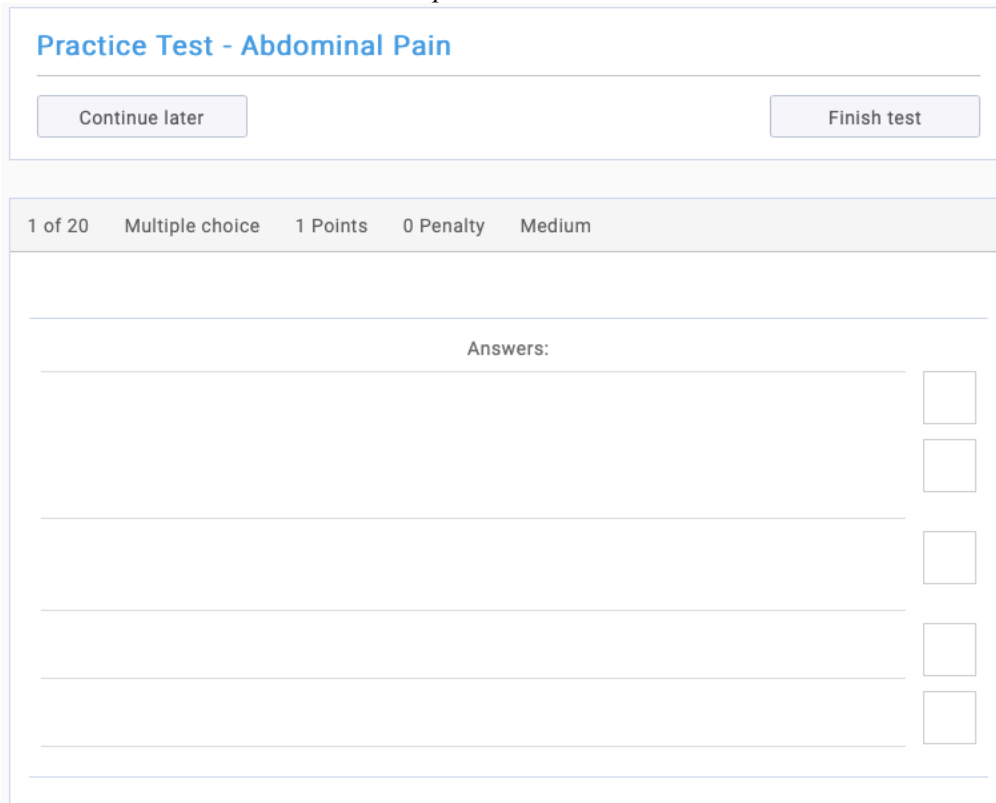
I understand and agree with the instructions and rules of this test

[Start](#)

## SAEMTests Student Instructions

### Taking the Test

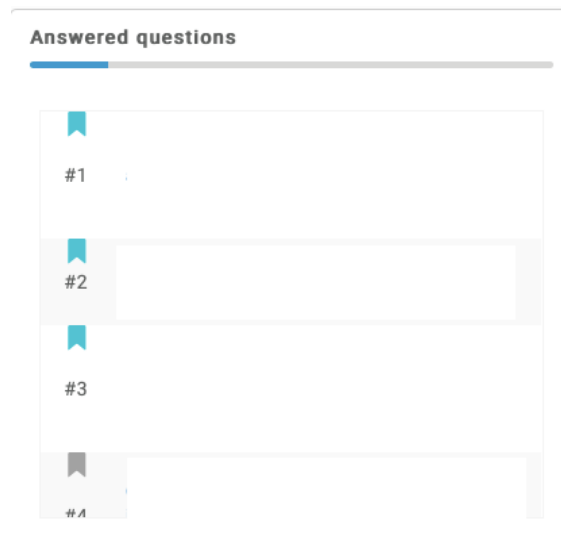
- Once you have accessed the test you will be able to navigate through the questions by clicking on the “Next question” or “Previous question” buttons. Please do use the browser navigation buttons to move through the exam.
- Note: *While most of the practice exams give you the ability to continue the exam at a later time, the national exams must be completed in one session.*



The screenshot shows a test interface with the following elements:

- Title:** Practice Test - Abdominal Pain
- Buttons:** "Continue later" and "Finish test"
- Progress/Status Bar:** 1 of 20, Multiple choice, 1 Points, 0 Penalty, Medium
- Answers Section:** A heading "Answers:" followed by six horizontal lines, each with a corresponding empty checkbox on the right.

- At the top left hand corner, you will find a progress box. The questions flagged in gray are those that have not been answered; questions highlighted in light blue are those that have been completed.



The screenshot shows a progress bar titled "Answered questions" with a blue bar indicating progress. Below the bar is a list of four questions:

- #1: Light blue background, indicating it has been completed.
- #2: Gray background, indicating it has not been answered.
- #3: Light blue background, indicating it has been completed.
- #4: Gray background, indicating it has not been answered.

## SAEMTests Student Instructions

- After answering all the questions, click on “Finish test.” If you click “Finish test” without answering every question, you will be given the option to click “Yes” to submit your test with unanswered questions or to click “Cancel” to return to the test.

The screenshot shows the SAEMTests interface. At the top, the test title "2011CPLXRTEST - 2011CP" is displayed. A red arrow points from the text to a blue "Finish test" button. Below this, a modal dialog box titled "Finish test" is open. The dialog asks "Are you sure you want to finish?" and displays "Number of unanswered questions: 1" in a pink-bordered box. At the bottom of the dialog are two buttons: "Yes" (blue) and "Cancel" (grey).


- After you submit your test, you will be logged out of the exam, you will need to log back in after a few minutes to view your test scores

## SAEMTests Student Instructions

### Viewing the Scores

- To view your test scores, return to “My assignments” and click on “Report” to view, by percentage, the results of the exam you completed.

Personal report  
Dan Junior



Test name: 2011CPLXRTEST - 2011CP

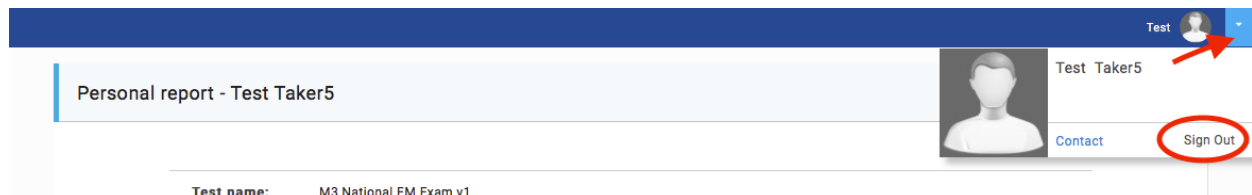
Description: Test Version of Dan and Priscah

Test started: Jun-06-2019 02:27 PM EST

Time spent: 00:08:12      Time allowed: Unlimited

### Exit the test

- Click on the arrow on the top right-hand corner and select “Sign Out.”



Personal report - Test Taker5

Test name: M3 National EM Exam v1

Test Taker5

Contact Sign Out