



## **SAEMTests Student Instructions**

[Log in](#)

[Access the Test](#)

[Taking the Test](#)

[Viewing the Scores](#)


[Exit the Test](#)



## SAEMTests Student Instructions

### Log in

- Go to [saem.youtestme.com/login.xhtml](http://saem.youtestme.com/login.xhtml)
- Enter the username and password emailed to you

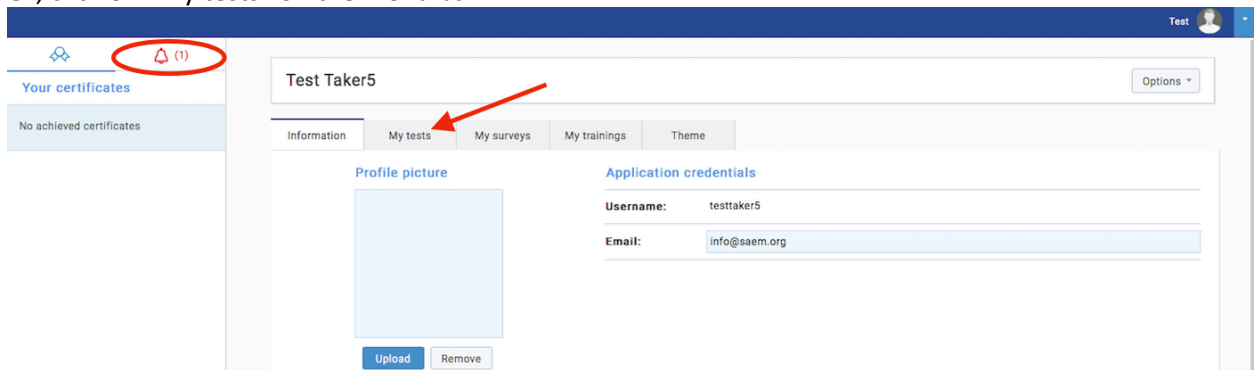
[Forgot password?](#)

## SAEMTests Student Instructions

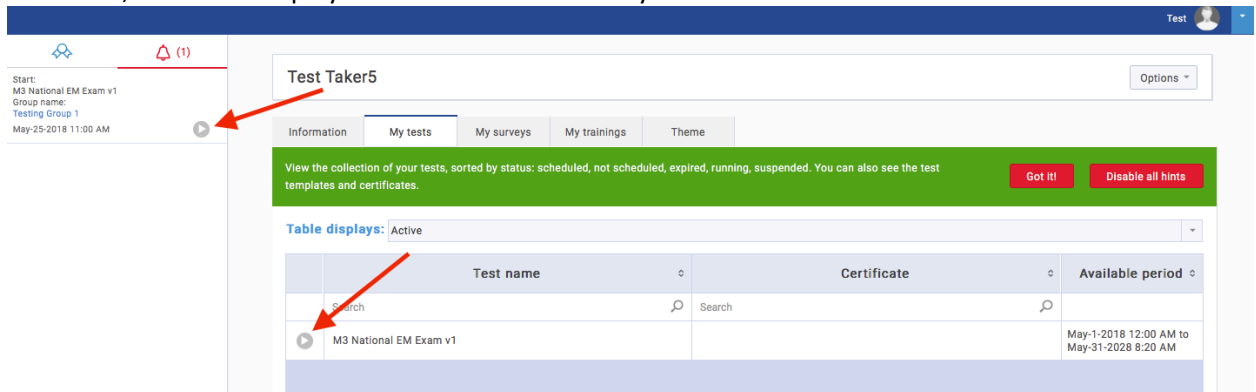
### Access the Test

Students can access the test by following the steps below:

- Click on the notification sign on the top left corner
- Or, click on “My tests” on the menu bar



- After that, click on the “play” button next to the test you wish to take.






## SAEMTests Student Instructions

- You will be prompted with test instructions and roles which you must acknowledge by checking the box next to the acknowledge statement.
- Now you can click on “Start test” to proceed

Instructions ✕



**Welcome to SAEMTests!**  
Log in below or  
Register to create a new account.

M3 National EM Exam v1

M3 National EM Exam v1

Duration type:	Unlimited	Duration:	-
Show report:	Immediately after finishing	Report contents:	Grade only
Enabled from:	May-1-2018 12:00 AM	Enabled to:	May-31-2028 8:20 AM

The instructions for this exam are:

- Students may not use any sources such as phones, watches, laptops, tablets, books, or other electronic or print media during the exam.
- Students may not open any other web pages, email or any other applications during the exam.
- Students agree to keep the exam contents confidential and **WILL NOT DISCUSS THE EXAM CONTENTS** with peers, educators or anyone else.

**-Do Not use your browser buttons to navigate during the test. You will not be able to get back into the test.**

understand and agree with the instructions and rules of this test

[Start test](#)

After you complete this step, the test will appear and you can begin taking the exam. Please do not use your browser buttons to navigate during the test. You will not be able to get back into the exam.

## SAEMTests Student Instructions

### Taking the Test

- After accessing the test, you will be able to navigate through the questions by clicking on Next question or Previous question buttons.
- **Do Not use your browser buttons to navigate during the test. You will not be able to get back into the test.**

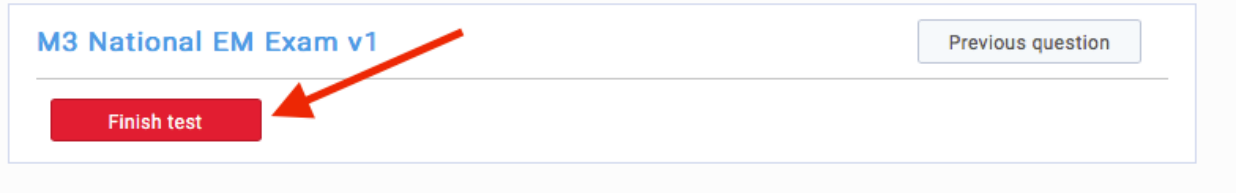


- On the top right-hand corner, you will find a progress box. The questions flagged in light blue means they are not answered yet, and questions that have been answered will be grayed out.

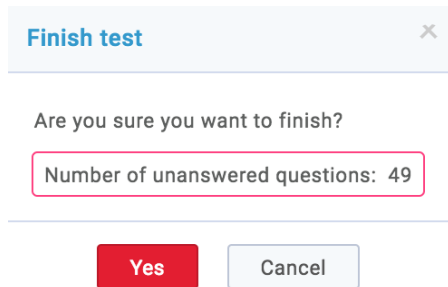


## SAEMTests Student Instructions

- After answering all the questions, click on “Finish test.”



- If you click “Finish Test” before you have answered every question, you will receive an alert to confirm that you want to submit your test with unanswered questions. Click “Yes” to submit your test with unanswered questions or click “Cancel” to return to the test.



After you submit your test, you will be directed to view your test score.

## SAEMTests Student Instructions

### Viewing the Scores

- After finishing the test, you will be prompted with your personal test report.
- You will be able to locate your percentage score of the test.

Personal report - Test Taker5

**Test name:** M3 National EM Exam v1  
**Description:** M3 National EM Exam v1  
**Test started:** May-25-2018 11:24 AM  
**Time allowed:** Unlimited  
**Test score:** 18.00% (9 of 50 Points)  
**Time spent:** 00:27:33

Scores by subject area (Question pool)

Question pool	Score
M3 Test Questions	18.00% (9 of 50 Points)

### Exit the test

- Click on the arrow on the top right-hand corner and select sign out.

Test Taker5

Personal report - Test Taker5

Test name: M3 National EM Exam v1

Contact Sign Out